



Overview Piezomed Instruments and Sets

Bone preparation

Type:	B1	B2R/B2L	B3	B4	B5	B6**	B7***
Group	③	③	③	③	③	③	③
Power (Classic) ideal [%]	100	80	45	100	45	100	100
Power (Plus) ideal [%]	85	60	35	85	35	85	85
Cooling [%]	100	100	10	100	10	100	100

Special lateral sinus

Type:	S1	S2	S3	S4	S5
Group	③	③	②	②	②
Power (Classic) ideal [%]	100	45	100	80	80
Power (Plus) ideal [%]	85	35	100	80	80
Cooling [%]	100	100	90	90	90

Paro surgical periodontology

Type:	P1	P2RD/P2LD
Group	②	②
Power (Classic) ideal [%]	80	80
Power (Plus) ideal [%]	80	80
Cooling [%]	90	90

Endo retrograde endodontics

Type:	R1D	R2RD/R2LD	R3D	R4RD/R4LD
Group	①	①	①	①
Power (Classic) ideal [%]	90	90	90	100
Power (Plus) ideal [%]	90	90	90	100
Cooling [%]	50	50	50	50

EX extraction

Type:	EX1	EX2
Group	③	③
Power (Classic) ideal [%]	100	100
Power (Plus) ideal [%]	85	85
Cooling [%]	100	100

Implant/ Crestal/ Anterior (A)*/ Posterior (P)* implant site preparation/ sinus lift crestal

Type:	I1	Z25P	I2A/I2P	Z35P	I3A/I3P	I4A/I4P
Group	③	③	③	③	③	③
Power (Classic) ideal [%]	45	100	100	100	100	100
Power (Plus) ideal [%]	35	85	85	85	85	85
Cooling [%]	100	35	100	35	100	100

* Depth marking: 4 mm tip to 1st marking ring, 2 mm between markings

** Thickness saw blade: 0.25 mm, cutting depth: 8 mm

*** Thickness saw blade: 0.30 mm, cutting depth: 10 mm



Sinus lift crestal approach

I1



Z25P



I2A/I2P



Z35P



I3A / I3P



I4A/I4P



Sinus lift lateral approach


S1



S2



S3



S4



S5



Implant site preparation

I1



Z25P



I2A/I2P



Z35P



I3A / I3P



I4A/I4P



Ridge expansion

B1




B4



B6



B7



Extraction/ Explantation

EX1



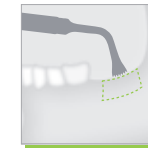
EX2



B6



B7



Bone block grafting

B1



B2R/B2L



B4



B5



B6



B7



Bone chip grafting/ Bone modelling

B3



Endodontics

R1D



R2RD/R2LD



R3D



R4RD/R4LD



B3



B6

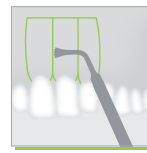


Osteotomy close to nerves

S1




S2



Corticotomy

B1



B6




B7



Periodontal surgery

P1



P2RD/P2LD



Crown preparation

S1



S2



Quick Guide Piezomed Instruments